

The Candidate II



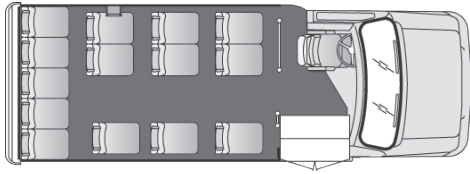
Passenger Comfort and Convenience

The Candidate II is the most spacious shuttle bus in the industry. Passengers enter and exit the Candidate II with ease due to the 10" ground to first step, wide entry door and the deep entry steps. Once on board, passengers comfortably move throughout the bus with its 20" aisle and 76" of interior head room. When passengers are seated, they have an appreciable view through the 36" x 36" windows. When looking for a bus with the utmost in passenger convenience and comfort, look no further than the Candidate II.

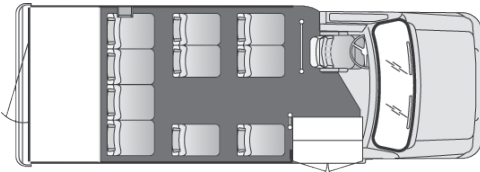


Meeting America's Transportation Needs
One Customer at a Time

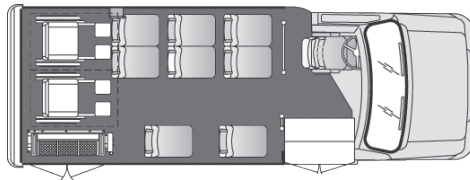
The Candidate II



14 Passenger Plus Driver



10 Passenger with Rear luggage Plus Driver



8 Passenger 2 Wheelchair Plus Driver

Standard Exterior Feature Highlights

- Fully welded aluminized steel cage construction with laminated sidewall structure meeting all applicable FMVSS requirements
- “Starview” drivers visibility window in front of entry door
- Electric actuated passenger entry door with full length glass
- 36" high x 36" wide high upper double T-Slider tempered safety glass windows with climate control tint
- Black powder coated steel rear bumper
- Rear mud flaps
- Pre-painted white galvanized steel sidewalls and skirts
- One-piece seamless FRP (fiberglass reinforced plastic) roof
- Breakaway rearview mirrors with built-in convex
- Sealed LED stop, tail, and turn signal lights with reverse lights
- Exterior LED front and rear marker lights

Standard Interior Feature Highlights

- 81" interior width
- 76" interior floor to ceiling height
- Welded floor and wall seat track for flexible seating
- Black slip resistant floor covering
- 5/8" exterior grade plywood flooring
- Ceiling and rear wall fabric for sound abatement
- FRP (fiberglass reinforced plastic) sidewalls for ease of cleaning
- White step nosing at passenger entry door
- 1.25" left hand vertical passenger assist rail at entry door
- Intermotive FlexTech Electrical System
- LED Entry door step well lights
- LED driver and passenger area lighting
- Non-retractable seat belts

Popular Option Highlights

- Stainless steel wheel inserts
- Luggage storage areas (overhead luggage racks with reading lights, interior luggage racks, rear luggage area)
- Rear emergency door with window(s)
- Passenger area rear heat and air conditioning
- Complete rubber flooring
- Passenger grab rails
- Padded vinyl or FRP walls and ceiling
- Fiberglass side walls and skirt
- Audio and video systems
- Mid back or high back seating
- ADA and FMVSS compliant wheel chair lifts and securement systems



Industry Leading 5-Year/100K
Comprehensive Warranty

